




PALMIYE
Four Seasons Outdoor Living Areas

SLIDING GLASS SYSTEM S

Discover our new sliding system!

Palmiye's new sliding glass system is perfect for any building and pergola, its adjustable wheels ensure smooth manoeuvring of each panel to both left and right.

New Sliding Glass System S provides wider openings with 3, 4, 5, 6 rail options.





3 Railed Sliding System S



4 Railed Sliding System S



5 Railed Sliding System S



6 Railed Sliding System S


Ideal system to create
**living spaces
in balconies,
gardens,
offices and
cafes.**

This stylish glass system's specially designed drainage details catch even the smallest of raindrops and guide out again.




Make your life easier.

With embedded in the floor option, it is now so easy to pass with a wheelchair or for the parents with a baby carriage.



Embedded in the floor with F cover



Without threshold



Enrich your system with various options

New sliding system can offer a **maximum system height of 300cm**, an extremely elegant circular door handle and standard locks made of stainless steel are included in the system. If desired, **vertical door handles and locks with keys** can be provided optionally.

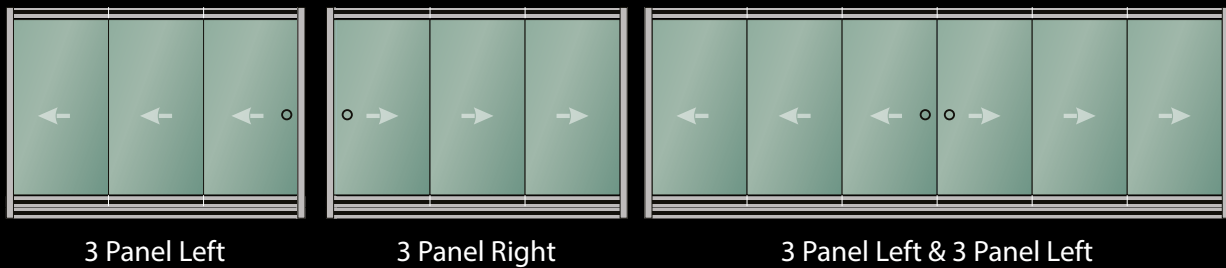


Technical Features

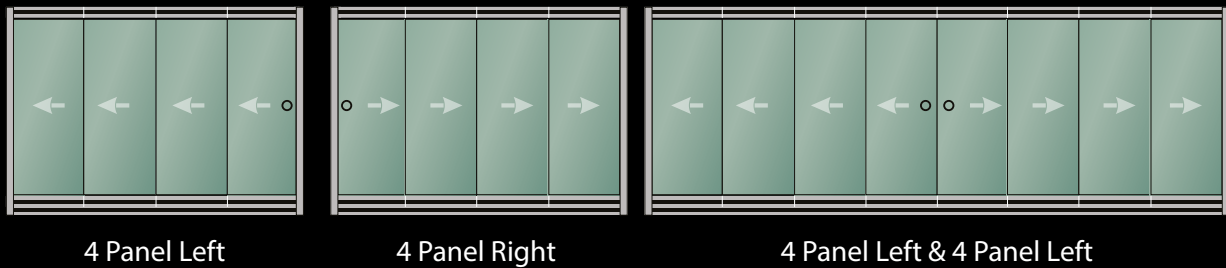
Panel Configuration	1
Profiles	2
Bottom Profile	3
Side & Top Profile	4
Panel Frame Profile	10
Handles & Locks	11
Material Information	17
Options	20

Panel Configuration

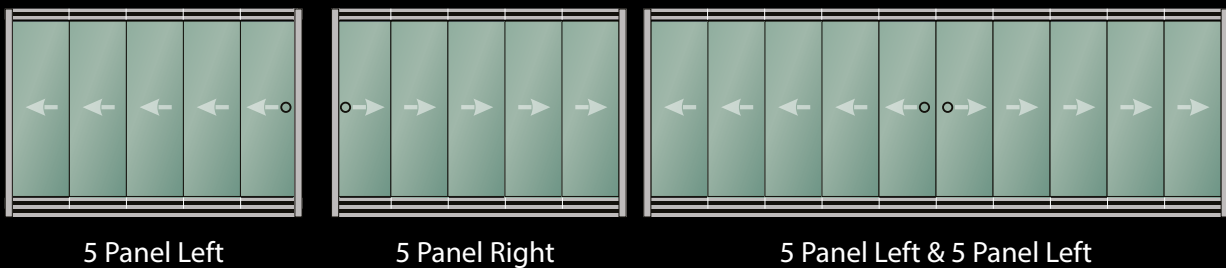
3 Railed Sliding System S



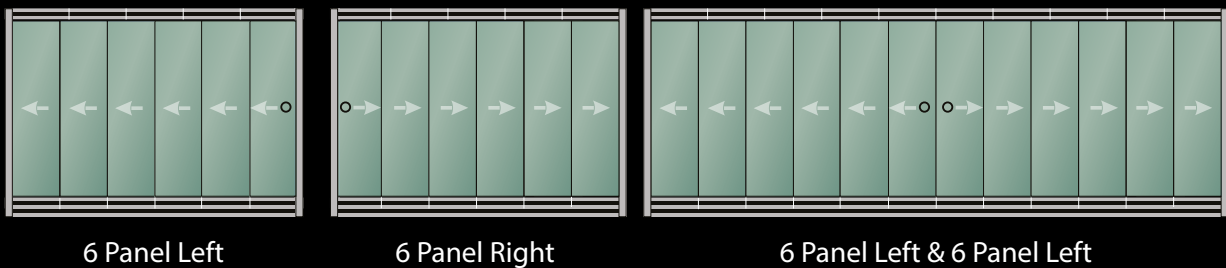
4 Railed Sliding System S



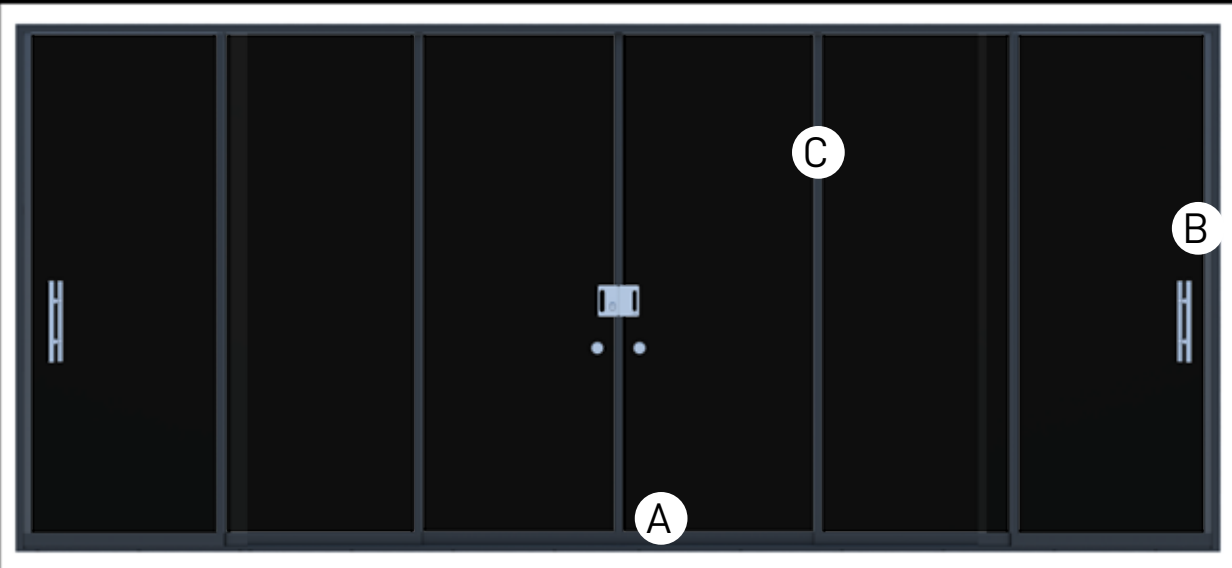
5 Railed Sliding System S



6 Railed Sliding System S




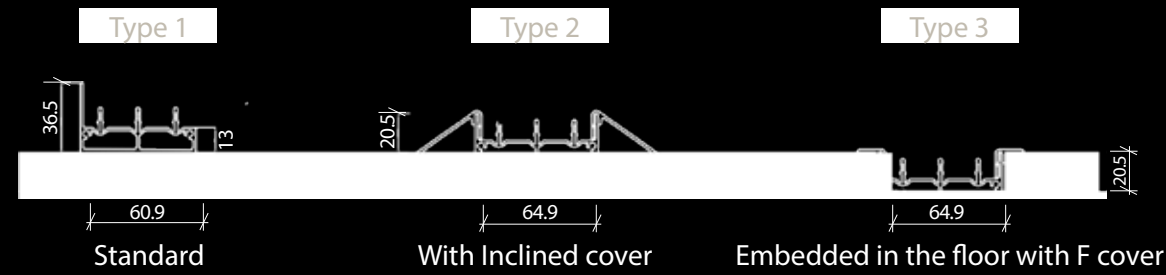
Profiles



- A Bottom Profile**
 - Standard (With threshold)
 - Without threshold with inclined cover
 - Embedded in the floor without threshold with F cover
- B Side & Top Profile**
 - Standard
 - Single
- C Panel Frame Profile**
 - Connector Frame
 - Standard Panel Frame
 - High Panel Frame


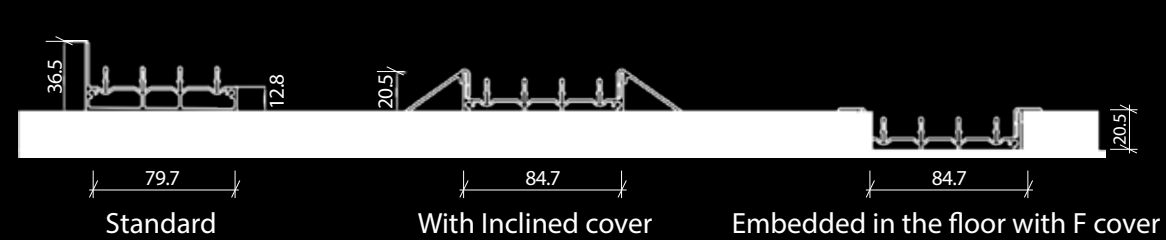
A Bottom Profile

3 Railed Sliding System S





Standard

4 Railed Sliding System S




With inclined cover

5 Railed Sliding System S



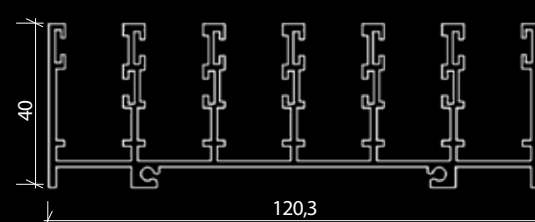
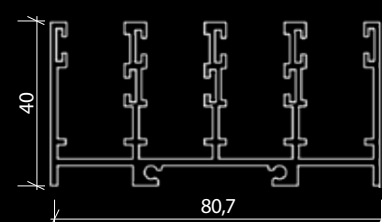
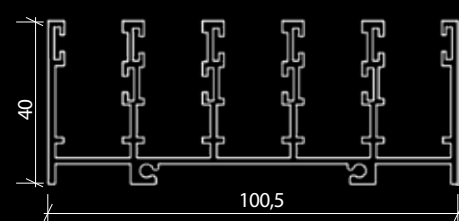
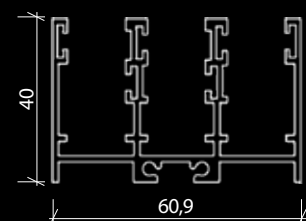
Embedded in the floor with F cover

6 Railed Sliding System S

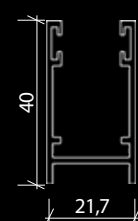


B Side & Top Profile

Standard



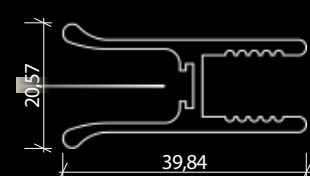
Single



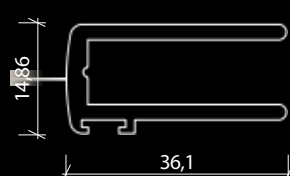
If standard side & top profile is not desired, single side profile can be used alternatively.

C Panel Frame Profile

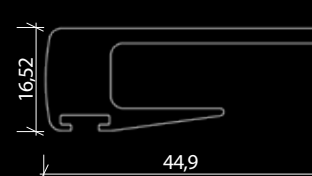
Connector Frame



Standard Frame

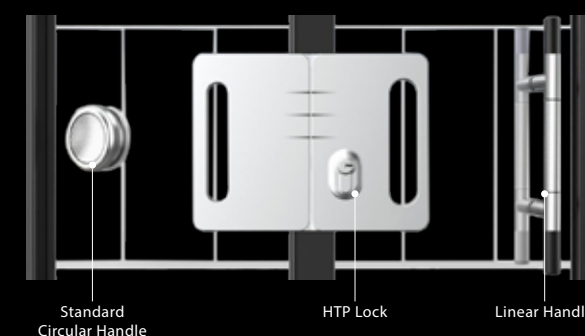


High Frame



Standard frame is used up to 260 cm system height, high frame is used between 260 cm to 300 cm system height.

Handles & Locks

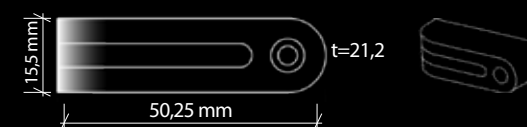


Circular handle is included in the system as standard, if desired, linear handle option can be chosen. In HTP Lock option, the glass system can be opened and closed internally and externally with the use of a key.

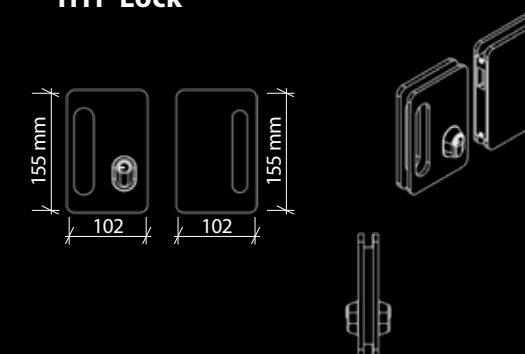


The standard lock is located at the bottom of the glass panel and can be opened and closed manually.

Standard Lock



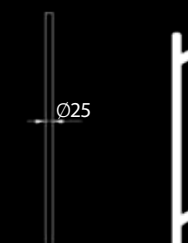
HTP Lock



Standard Circular Handle



Linear Handle



Material Information

All sliding glass systems include 10 mm tempered glass. Standard glass colour is transparent.

Aluminium profiles are suitable for all electrostatic powder coatings in desired colours.

Standard Aluminum Colours

		
RAL 9010	RAL 7039	RAL 7040
		
RAL 7016	RAL 1013	RAL 8017
		
RAL 9005	SW 3004	PP MAT 617
		
RAL 7666	PP MAT 613	PP MAT 611

Optional

Apart from the standard transparent color, blue, green, and smoked color options can also be selected for glass panels.

Glass Colours





www.palmiye.eu



PALMIYE
Four Seasons Outdoor Living Areas